
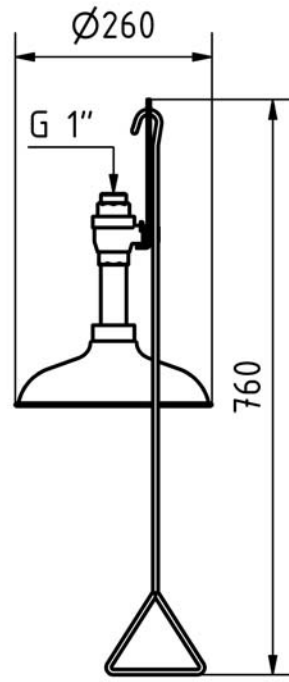
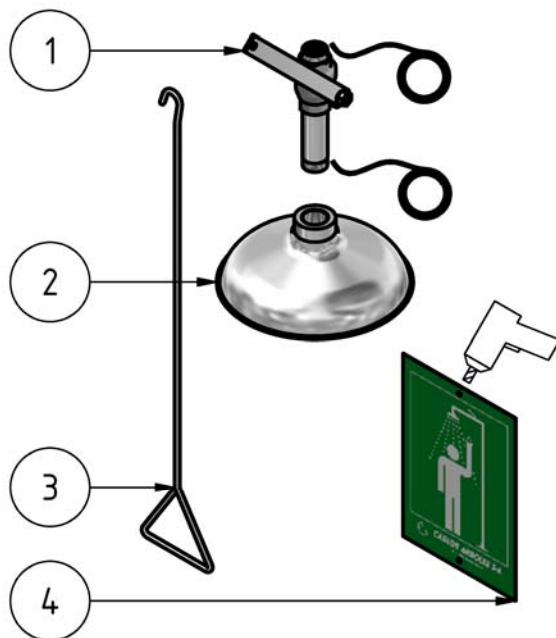


NIVEL SUELO / FLOOR LEVEL





Lista de elementos / List of elements

Elemento / Element	Cantidad / Quantity	Modelo / Model	Descripción / Description
1	1	181070	CONJUNTO DUCHA RECTA INOX
2	1	192100	ROCIADOR DUCHA ACERO INOXIDABLE 1"
3	1	191105	TIRADOR DUCHA ACERO INOXIDABLE
4	1	191004	LETRERO DUCHA